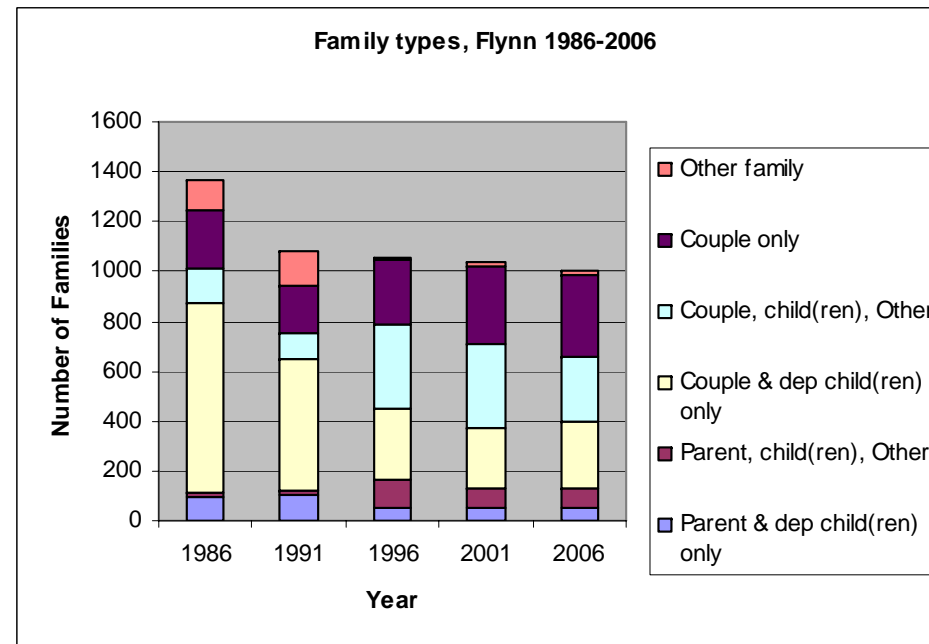
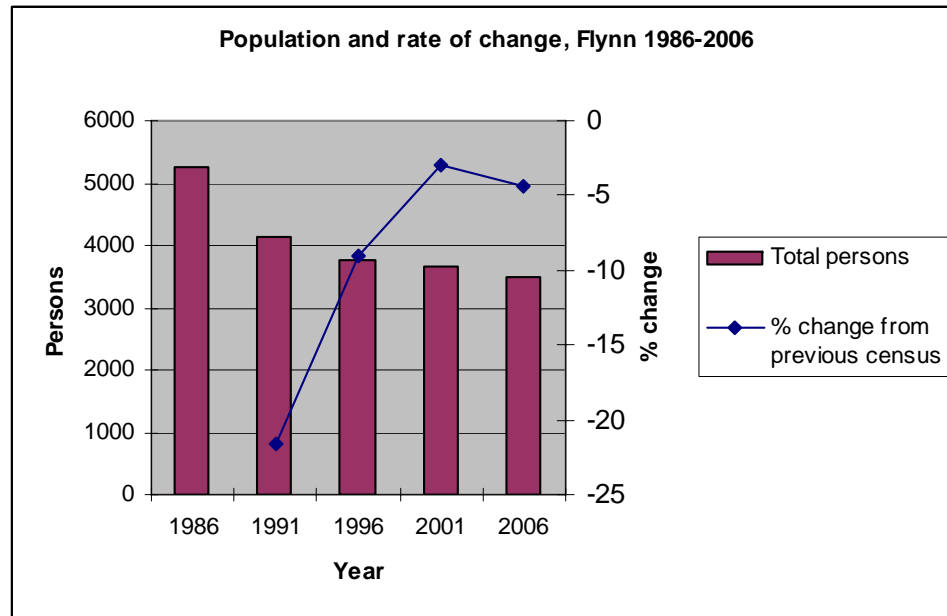
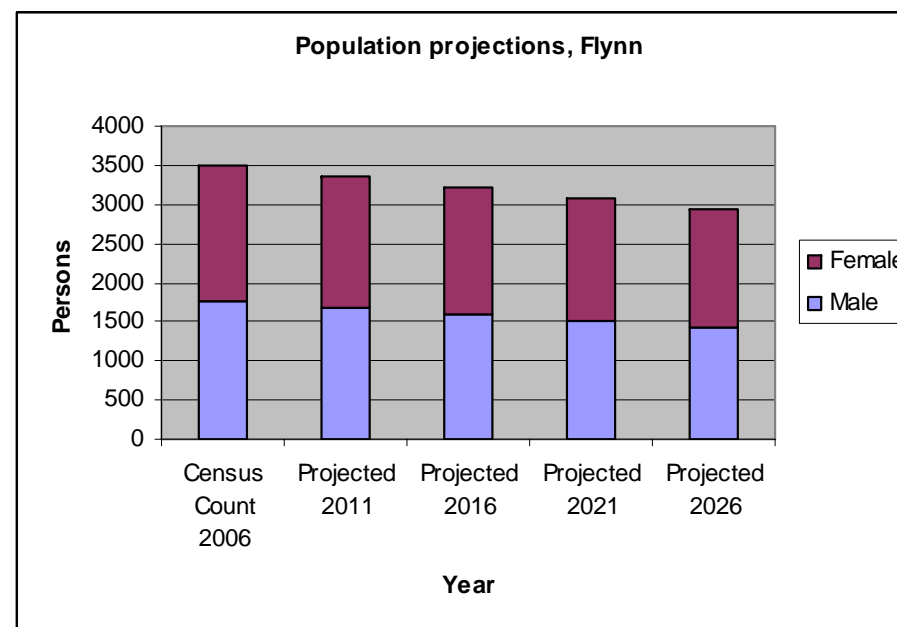
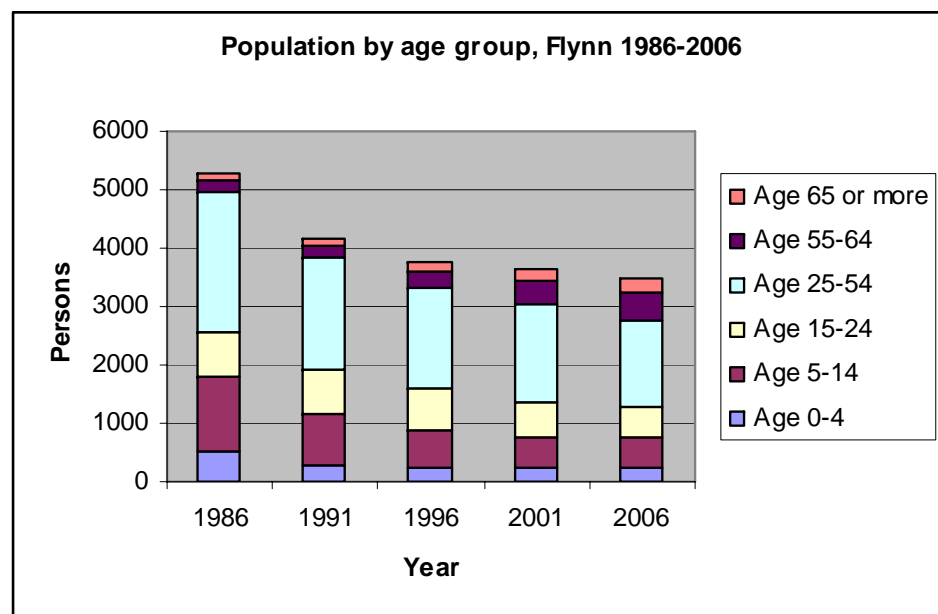


Population Characteristics – Suburb of Flynn



The population of Flynn has declined by 33% in twenty-five years, from 5,268 in 1986 to 3,491 in 2006. Its decline has slowed in the last 10 years.

Data on family types reflect many changes over time and definitional changes. The proportion of 'Couple only' families has increased slightly, but the proportion of families consisting of 'Couples with dependent children' has declined substantially as have single parent families with dependent children. At the same time, couples and single parent families with older and non-dependent children have increased as a proportion of total families over time.



As the population has declined, the 0-4 year old age group has fallen from 9% to 6% of the population and the proportion aged 5-14 years has declined from 24% to 14%. At the same time, the proportion of the population aged over 55 years has increased from 5% of the population to its current level of 15%.

The consistent population decline in Flynn can be attributed to young people aged 15-35 years leaving the area in considerable numbers along with smaller but nevertheless significant numbers aged 50 years and older. The number of infants being born in Flynn is higher than might be expected given the outward movement of people in the age ranges where families typically form, but this number of infants born locally is still insufficient to maintain the young population at 2006 levels in future.

Continuation of these trends, even if they slow considerably, will see the population continue to slowly decline over the next 20 years, although ageing of the local population is not likely to be marked for some years.