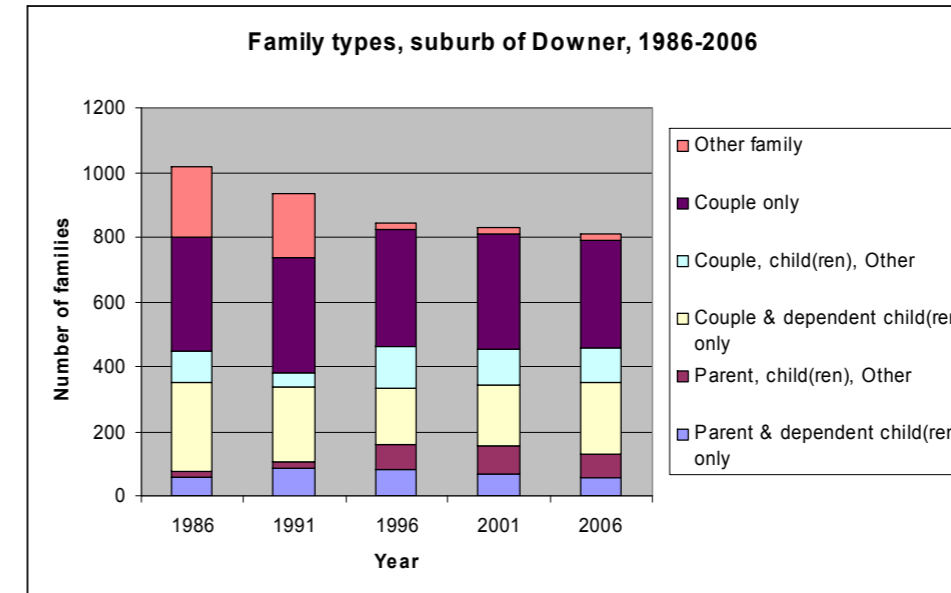
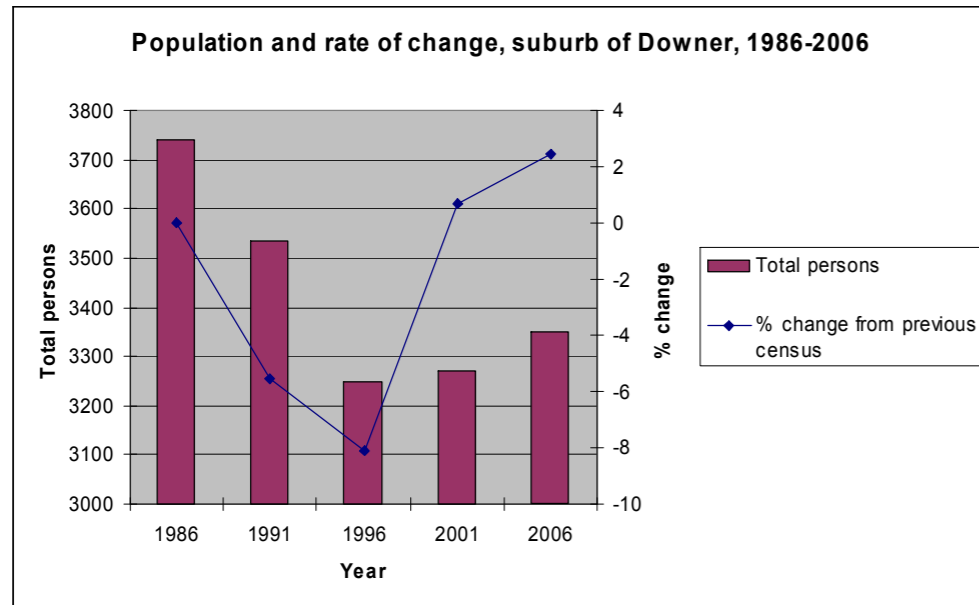
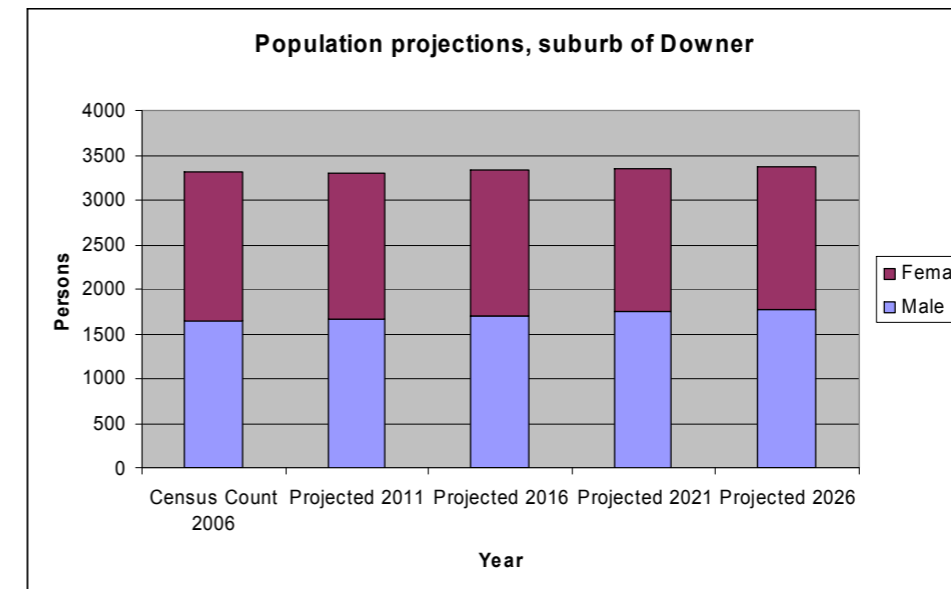
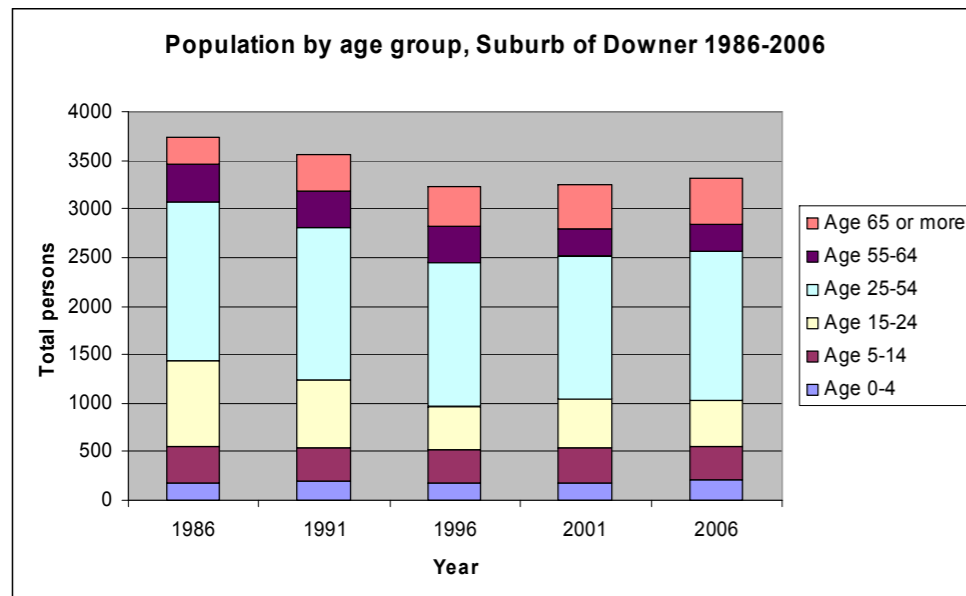


Population Characteristics – Suburb of Downer



The population of Downer declined from over 3,700 in 1986 to 3,250 in 1996 but has increased slowly since then to its current level of 3350.

Data on family types reflect many changes over time. While the proportion of 'Couple only' families have remained relatively stable over time, families consisting of 'couples with dependent children' have declined. Single parent families have increased.



The most notable changes in the population structure over this time has been the decline in the proportion of the 15-24 year olds, 55-64 year olds and the increase in those aged over 65 years.

The population in Downer is expected to remain essentially static in the next 20 years as it has done since 1991, as net migration is out of the area.

The age structure of the population is changing, however. It is predominantly males (and to a lesser extent) females in the 20-24 year cohort which have been moving into the area. Most other age cohorts have experienced little movement in or out in recent years, although there has been some outward movement of people in their 40's.

The number of young children seems likely to continue to slowly decline in future, reflecting the low birth rate, which is well below prevailing ACT levels. Families with parents in their 40s moving from the area as their first child is born, would explain the surprisingly small number of infants in the area.