







LEGEND

-  SCHOOL SITE BOUNDARY
-  NEW CROWN LEASE
-  URBAN OPEN SPACE LAND USE
-  COMMUNITY FACILITY LAND USE
-  RELEASED FOR DEVELOPMENT
-  DEDICATED PUBLIC OPEN SPACE

OPTION 2 (Area potentially available for development = 1ha)

Development Type	Potential Yield
Low Density detached housing	8-10 houses
Courtyard Housing	10-15 houses
'Villa' Style Medium Density Housing	20-30 units
'Compact' Housing	30-40 dwellings
'Townhouse' style Medium Density Housing	40-50 units
Apartment style housing	80-100 units
Mixed Use Development	Retail/Commercial/Residential
Aged Care Development	Supportive Housing

2



**DOWNER**  
OPTION 2

**New Opportunities**  
For Local Communities  
New Uses for Former School Sites