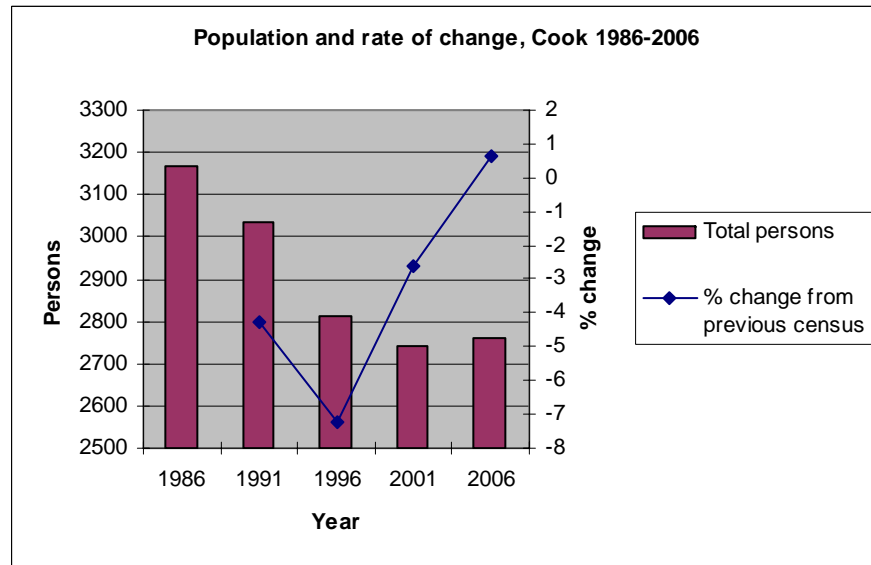
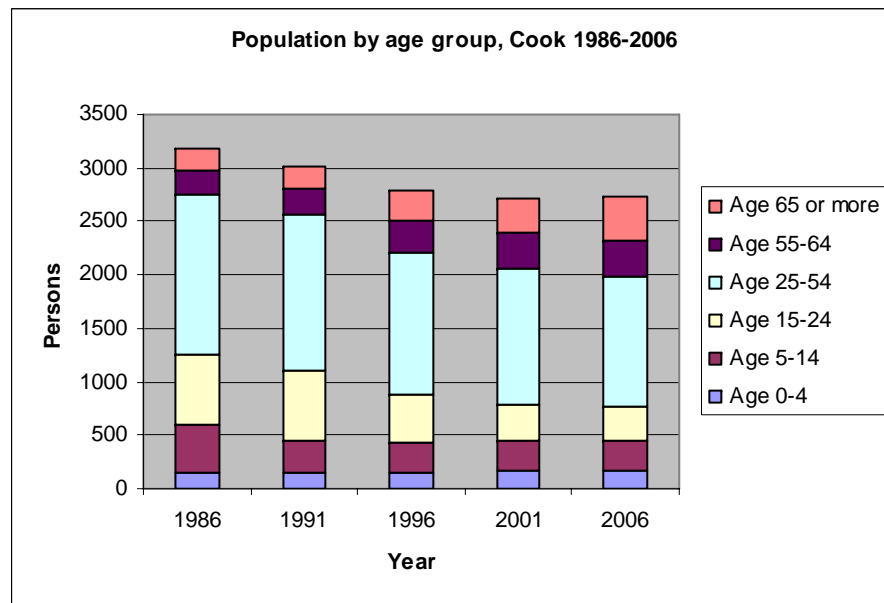


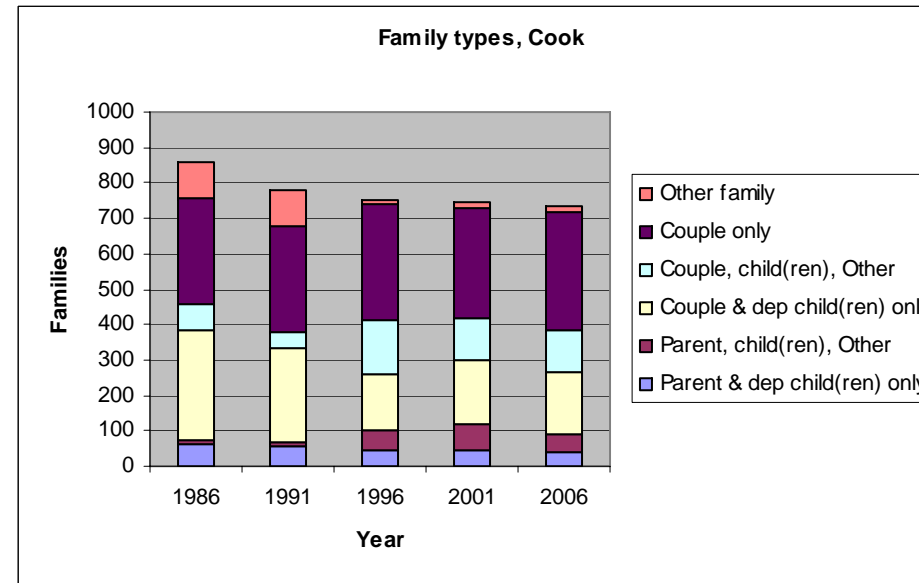
Population Characteristics – Suburb of Cook



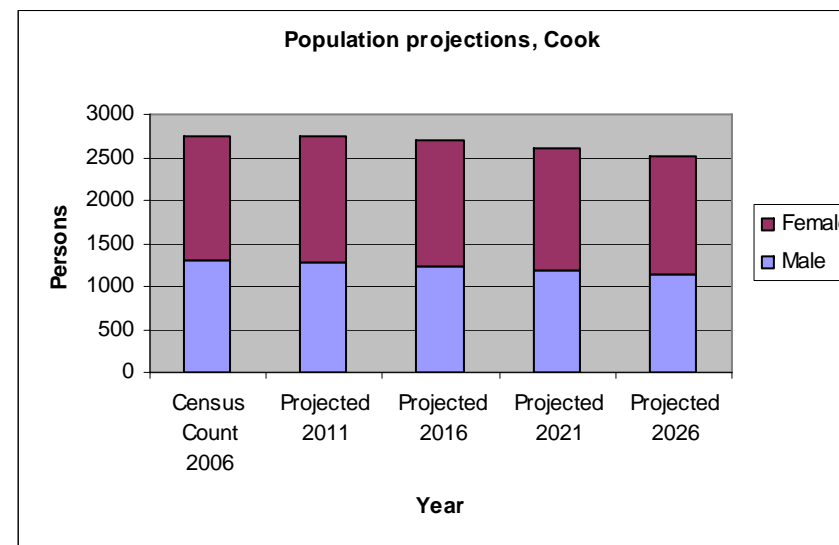
The population of Cook has declined 13% from 3,169 in 1986 to 2,758 in 2006. The population of the ACT increased by around 30% over this same period.



The most noticeable changes in the population structure over this time is an increase in the proportion of those aged 55 years and over and the steady decline in the proportion of those aged 24 years and younger.



Data on family types reflect many changes over time, as well as definitional changes. The proportion of families with dependent children has declined markedly from 43.4% in 1986 to 28.8% in 2006.



Cook has been experiencing a very slow decline in population since at least 1986 although there was a small increase (17 people) from 2001-2006. Infants and their parents seem to be a substantial component of net migration out of the area even over the 2001-2006 period. Most other age cohorts display migration from the area, albeit at very low levels.

Continuation of the 2001-2006 trend will see a slowly falling population over the next 20 years with considerable decline in numbers of children. A return to earlier levels of contraction will see a considerably faster decline in population.